



HELLENIC REPUBLIC
**MINISTRY OF
DEVELOPMENT AND INVESTMENTS**

CLOSURE MANUAL FOR MIS PROCEDURES

Interreg - IPA CBC 
Greece - Albania

CCI: 2014TC16I5CB010

December 2022

Περιεχόμενα

1. Introduction.....	3
2. Submitting the Final Progress Report.....	3
3. Submitting AF for Project Completion.....	6
3.1. Conditions for submission of AF for completion by the LB:	6
3.2. Creation of an Application Form for Project Completion.....	7
4. E – PDE Agreement.....	8
5. Issuance of the Completion Decision by the MA.....	9

MANUAL FOR THE COMPLETION OF AN ETC PROJECT

1. Introduction

This manual describes the steps a lead beneficiary should follow in order to complete an ETC project in the MIS:

1. Submission of the Last Progress Report
2. Submission of the Final Application Form
3. Receipt of the closure request/letter from the MA/JS

2. Submitting the Final Progress Report

In General: The final progress report is the progress report that includes the end date of the project (in total) related to the physical object in terms of the respective semester. For example, if the end date of the project is 10/7/2021, the final progress report is the 2nd semiannual report of 2021.

Section A: General

A. General Data

Project Title: Technical Assistance of IPA CBC Greece - Republic of North Macedonia Programme 2014-2020 TAGRRNM
Operational Program: 24 INTERREG IPA CBC Greece – Republic of North Macedonia 2014-2020 AF of reference: 99846
Beneficiary: 1100104 MANAGING AUTHORITY OF EUROPEAN TERRITORIAL COOPERATION PROGRAMMES
Reporting Semester: A B Reporting Period Start: 01-01-2021 Stop: 30-06-2021
Is the Project completed? Yes No Date of project completion: 30-05-2021
Date of signature of Subsidy Contract: 11-11-2014
Bulletin Author Information:
Name-Surname: Ioanna Kalaitzoglou
Address: Gerorgikhs scholls 65
Telephone: 2310467696
Fax:
Email: ikalaitzoglou@mou.gr

Select **[Yes]** in the question "Is the Project complete?" and then enter the date of the project closure.

Complete the bulletin author information section.

Section B: Indicators

B.1. Indicators:

Show 10 entries

Indicator Code	Indicator Description	Measurement Unit	Indicator Type	Annual Accomplishment			Accomplishment (current period included)	Target Value	Actions
				Total	Men	Women	Total	Total	
CO09	Increase in expected number of visits to supported sites of cultural and natural heritage and attraction	Annual number of Visit	Output		0.00	0.00	0.00	5,000.00	
O0202	Number of cultural and/or natural assets rehabilitated/protected	Number	Output				0.00	1.00	

Indicators

Indicator Code:	CO09	Indicator accomplishment:	Cumulative, Repeated
Indicator Description:	Increase in expected number of visits to supported sites of cultural and natural heritage and attraction	Measurement per project:	YES
Measurement Unit	Annual number of Visits	Decimals per Region	NO
Indicator Type:	Output	Decimal value per Project	NO
Indicator:	Quantitative	Gender relevance:	None
		Calculated by Participant Record:	

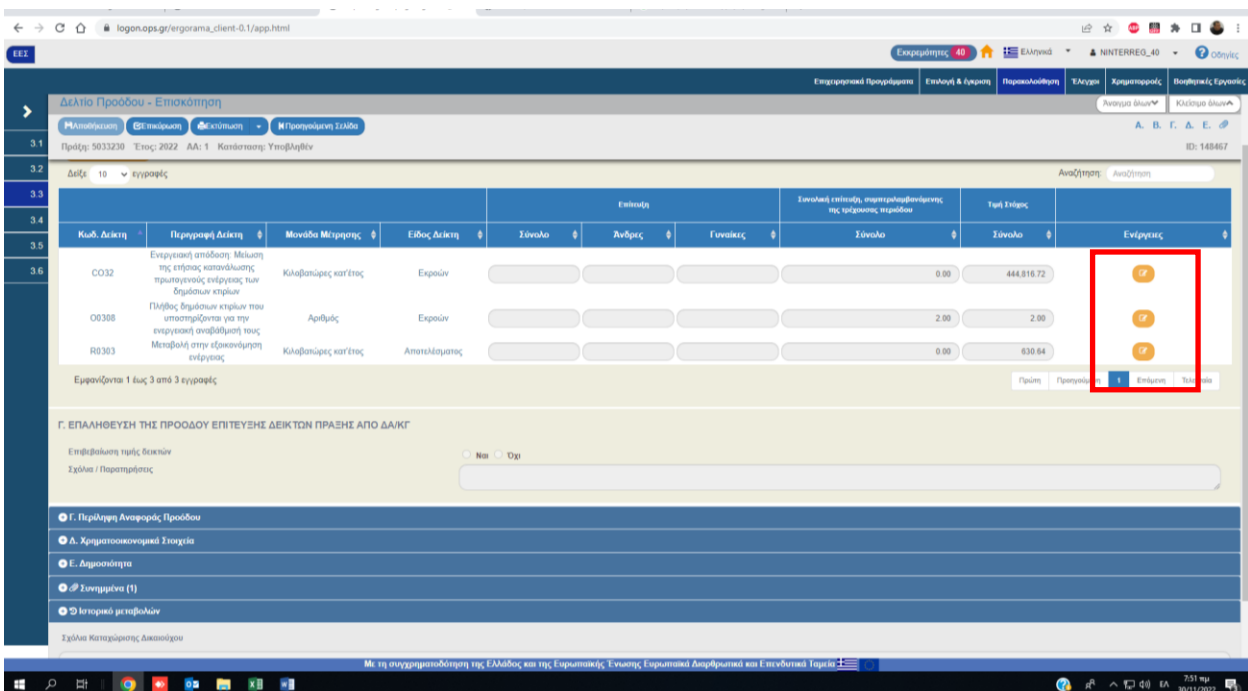
OP/Axis	Fund	Investment/ Special Objective	Category	Measurement Unit	Cumulative			Accomplishment (current period included)	Target Value
					Total	Men	Women	Total	Total
22 / 2	ERDF	6c/4	Δεν εφαρμόζεται	Annual number of Visits		0.00	0.00	0.00	5,000.00
Total						0.00	0.00		5,000.00

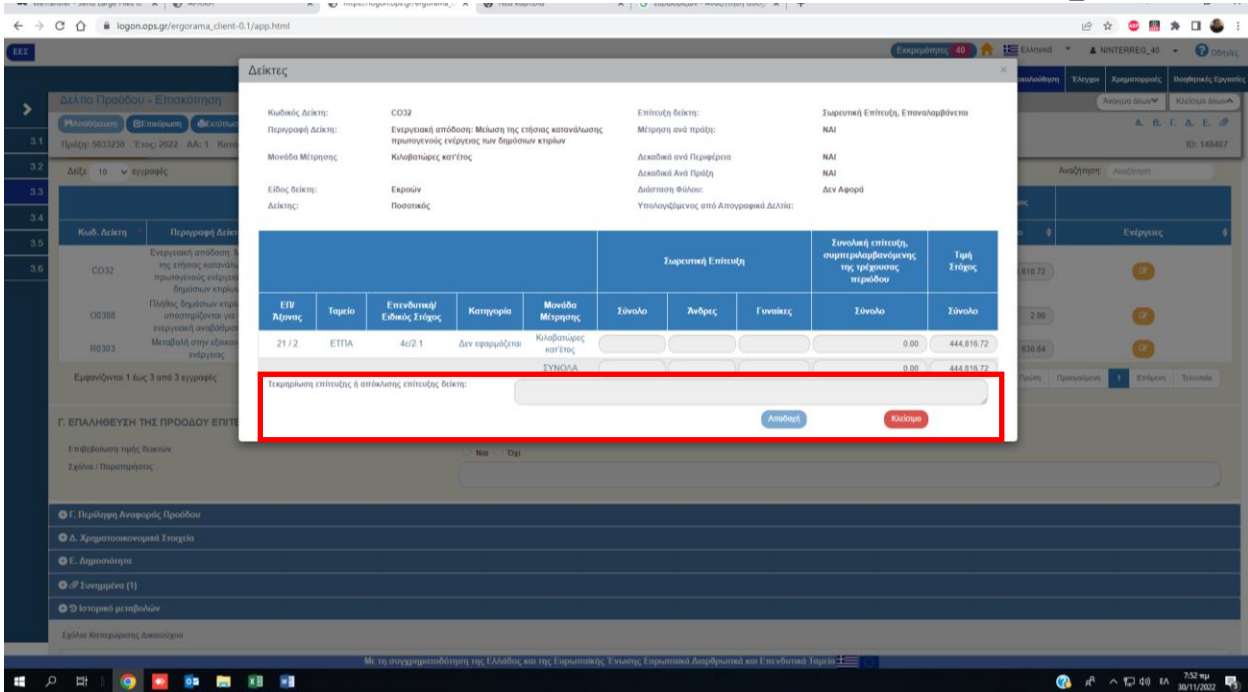
Explanation of discrepancies:

Complete the final selection of indicators as foreseen and in accordance with the Indicators' Fiches.

In Section B [Indicators]/B1 [Indicators Accomplishment], click the orange button "Explanation of discrepancies" in the column [actions] and enter a justification for the indicator achievement or the reason behind potential deviation by it.

Depending on the justification you will provide, you may be asked to send an additional justification to the JS/MA. Depending on the extent of the justification, it may be added to the above field or attached to the progress report.





Section C: Progress Activity Report

C. Progress activity report

Summary of the project's achievements so far:

The 1st meeting of the project partners took place on 9/13/2019 in Xanthi. The meeting was attended by representatives of all partners from both countries. Issues related to the implementation of all of them, with the result that some of them were forwarded to the management authority. Particular problems arose with PB2 regarding the healing properties of the mineral source. The future.

Summary of the project's achievements during this reporting period:

No project activities were implemented.

Analytical description of the implemented actions, outputs and results during this reporting period:

There are no implemented actions, outputs and results during this reporting period

Next steps to be taken for project's implementation:

It is necessary to proceed to budget modification and re-allocation of activities and deliverables to other partners asap.

Problems encountered and proposed solutions:

Changes in the Implementation:

Enter the description of the activities which have been completed during this semester in order the JS/MA or the audit authorities (FLC, SLC, etc) to be updated about potential pending activities which have not been implemented.

Section D: Financial Report

The data of the approved budget is automatically entered based on the approved AF which is correlated to the respective Progress Report, while the verified expenditures of the report as well as the aggregated expenditures up to this report (including it) and the payments too (up to/including this report) are automatically calculated and imprinted by the MIS in case we wish to review the progress report before printing it.

D. Financial Report						
Show 10 entries						
Beneficiary No	Beneficiary	Work Package / Deliverable	Approved Budget	Contracted Budget	Reporting period Payments	
1	40137046 - MUNICIPALITY OF MIKIS	1.1 Project Management & Coordination 1.3.2 Project plan, 1.3.4 Partner meetings, 1.4.2 Project Plan, 1.4.4 Partner meetings Παραδοτέα 1.1, Παραδοτέα 1.5, Παραδοτέα 1.6	30.005,97	0,00		
1	40137046 - MUNICIPALITY OF MIKIS	2.2 Communication & Dissemination Παραδοτέο 2.1, Παραδοτέο 2.2, Παραδοτέο 2.3, Παραδοτέο 2.4	12.309,65	0,00		
1	40137046 - MUNICIPALITY OF MIKIS	3.3 Understanding the Market - Supporting Actions & Market Analysis Παραδοτέο 3.1, Παραδοτέο 3.4	25.241,85			
1	40137046 - MUNICIPALITY OF MIKIS	4.4 Mineral Paths Product Maturing Activities - Capacity building and harmonization of Partnerships Mineral Springs Παραδοτέο 4.1, Παραδοτέο 4.3	210.483,84			
1	40137046 - MUNICIPALITY OF MIKIS	5.5 Mineral Paths - THE PRODUCT Παραδοτέο 5.1, Παραδοτέο 5.2, Παραδοτέο 5.4	14.935,46			
2	40402084 - PUBLIC BENEFIT ORGANISATION OF THE CITY OF KAVALA	1.1 Project Management & Coordination Παραδοτέα 1.2, Παραδοτέα 1.4	17.183,72			
2	40402084 - PUBLIC BENEFIT ORGANISATION OF THE CITY OF KAVALA	2.2 Communication & Dissemination Παραδοτέο 2.1, Παραδοτέο 2.2, Παραδοτέο 2.6	25.364,48			
2	40402084 - PUBLIC BENEFIT ORGANISATION OF THE CITY OF KAVALA	3.3 Understanding the Market - Supporting Actions & Market Analysis Παραδοτέο 3.2, Παραδοτέο 3.4	20.709,65			
2	40402084 - PUBLIC BENEFIT ORGANISATION OF THE CITY OF KAVALA	4.4 Mineral Paths Product Maturing Activities - Capacity building and harmonization of Partnerships Mineral Springs Παραδοτέο 4.2, Παραδοτέο 4.4	93.387,04			
2	40402084 - PUBLIC BENEFIT ORGANISATION OF THE CITY OF KAVALA	5.5 Mineral Paths - THE PRODUCT Παραδοτέο 5.1, Παραδοτέο 5.2, Παραδοτέο 5.4	36.128,99			
Total			1.103.436,65	0,00		0,00

After having received the information by the other project beneficiaries, the LB, should fill in the columns: "Contracted Budget" and "Reporting Period Payments". In the column "Contracted Budget", it is expected to enter the sum of the amounts of the contracts signed under all the categories for the specific deliverable. In order to facilitate the calculation of the total sum for the categories: "Staff" and "O&A" (in case it is not quite clear by the contracts), the amount which will be finally declared as [eligible] for the project should be taken into consideration. Total payments up to this period must be equal or greater than the total verified amounts up to this period.

Important: This report includes all paid-out costs of the project, performed up to the last date of the specific report. These costs may differ from the final paid-out amounts of the project, as the closure manual states that payment of costs may be made up to six (6) months after the completion of the project. It is possible that the total sum of the verified costs is not included in this report.

After filling in the requested data, and if the report does not cause any 'errors', it is forwarded to the JS for review, check and finalization.

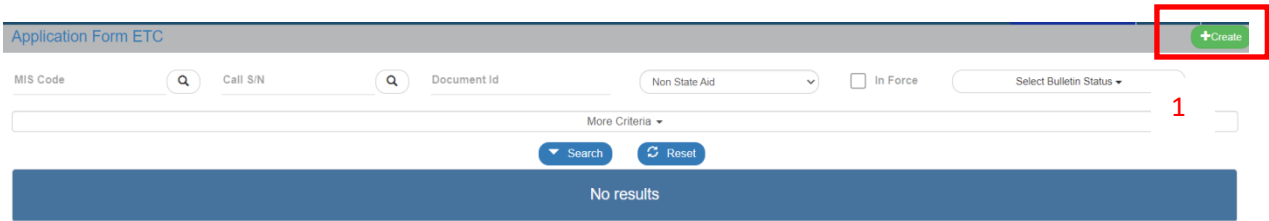
3. Submitting AF for Project Completion

3.1. Conditions for submission of AF for completion by the LB:

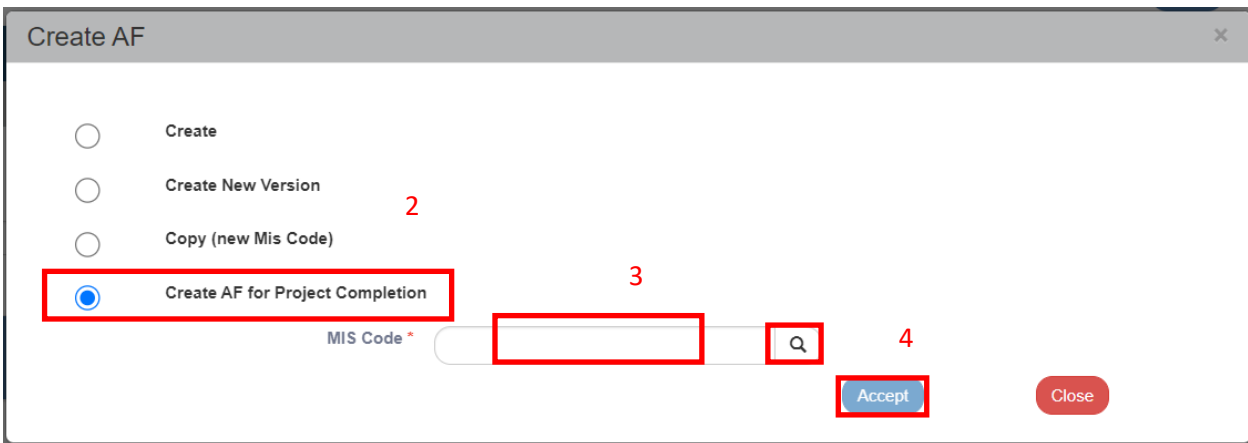
- The last progress report is approved by the JS/MA,
- The total amount of the paid-out expenditures of all the project beneficiaries is at least in the status "APPROVED",
- There are no pending reports by the FLC or 2nd LC, for the whole partnership,
- there are no 'open recommendations'

3.2. Creation of an Application Form for Project Completion

1. On the first page of the 2.2 [Application Form], the user selects [Create]



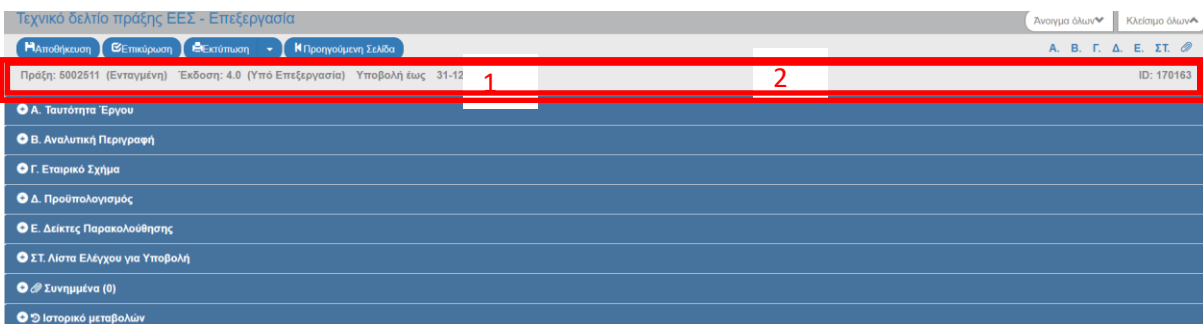
2. On the pop-up window select "Create AF for Project Completion" and the mandatory field "MIS Code" appears.



3. The user enters the MIS in the relevant field and then clicks on the magnifying glass icon search in order to appear the list of values and to select the desired AF by clicking [Accept].

Subsequently, the "AF - Editing" page is accessed and the user must click [Save] in the upper left corner before he proceeds to any changes.

After saving, the new version of the AF is created and the system displays the "MIS Code", the status, the version is updated (e.g. from 1.0 to 2.0) with the status "Under Submission" and having a unique id.



When creating an AF for project completion, the system copies the corresponding version of AF and creates a new version, i.e. it updates both its version and the financial data of the AF in accordance to the total sum of the verified expenditures (Section D - Budget).

The LB (in cooperation with the other beneficiaries) fills out the form as follows:

Section «A. Project Identification»: The user is expected to provide the correct data about the ending date of the project and of its categorization. The "Final AF" checkbox is automatically selected.

Τεχνικό δελτίο πράξης ΕΕΣ - Επεξεργασία

Αποθήκευση Επισκόπηση Εκτύπωση Προηγούμενη Σελίδα

Άνοιγμα όλων Κλείσιμο όλων

Α. Β. Γ. Δ. Ε. ΣΤ.

Πράξη: 5002511 (Ενταγμένη) Έκδοση: 4.0 (Υπό Επεξεργασία) Υποβολή έως 31-12-2023 23:59 ID: 170163

A. Ταυτότητα Έργου

Πρόσκληση/Προκήρυξη: 1719 Call for the Technical Assistance Multiannual Budget Plan of the Interreg IPA II Cross-Border Cooperation Programme "Greece-Albania 2014-2020"

Φορέας Πρόσκλησης: 1100104-ΕΥΔ ΤΩΝ ΕΠΙΧΕΙΡΗΣΙΑΚΩΝ ΠΡΟΓΡΑΜΜΑΤΩΝ ΤΟΥ ΣΤΟΧΟΥ ΕΥΡΩΠΑΪΚΗ ΕΔΑΦΙΚΗ ΣΥΝΕΡΓΑΣΙΑ

Τίτλος Πράξης: Technical Assistance of Interreg IPA Cross-border Cooperation Programme "Greece-Albania 2014-2020" a/a 2

Τίτλος Πράξης (Αγγλικά): Technical Assistance of Interreg IPA Cross-border Cooperation Programme "Greece-Albania 2014-2020"

Ακρωνύμιο: TAGRAL

Τύπος Πράξης: Πλην Κρατικών Ενισχύσεων

Πρωτόκολλο Δικαιούχου: πχ 30-12-2000 Πρωτόκολλο ΔΑ/Υποβολής στο ΟΠΣ: 29-12-2020 09:19

Κατηγορία Έκδοσης: Τροποποίηση Τεχνικό Δελτίο Ολοκλήρωσης της πράξης

Αντικείμενο Τροποποίησης: Χρονοδιάγραμμα Οικονομικό Αντικείμενο Φυσικό Αντικείμενο Λοιπά

Section B «Detail Description»: Geographic distribution percentages based on the final verified costs are modified. The total percentage must be 100%.

Section D «Budget»: The correct completion of financial data per deliverable and expenditure category is checked. The budget should equal the sum of verified expenditures per deliverable and expenditure category, including any potential corrections except the ones made during the initial administrative FLC by the controller.

Section E «Monitoring Indicators»: The final indicators' achievement is marked as foreseen and in accordance with the information provided in the Indicators' Fiche. At the same time, it should be consistent with the information already provided in the last progress report.

Section F «Check list for Submission»: Select **YES**

Attachments section: Attach the Final Project Report.

Once the forms are completed and contain no errors, they will be forwarded to JS for review and finalization.

4. E - PDE Agreement

For the Greek beneficiaries, the sum of the expenses imprinted in the e-PDE (can also be calculated by using the proper **PIP** in Section 3.1 by aggregating the respective column per year) must be equal to the beneficiary's final verified amount. Both payments made directly through the account and indirect payments (transfer to the beneficiary's account), are been counted as expenses.

Έτος	Εγκεκριμένος ΠΥ	Επιβεβαιωμένος Κατανομής	Πληρωμές	Πληρωμή Έτους	Αυθιχία Πληρωμή
2022	374 609.20	744.00	744.00	744.00	0.00
2021	378 171.00	4 475.50	3 731.16	30 873.95	-
2020	378 171.00	305 670.33	301 194.83	326 918.78	-
2019	373 821.00	40 412.00	21 153.22	187 412.00	-
2018	378 520.00	74 161.00	25 740.00	75 000.00	-
2017	378 520.00	0.00	0.00	37 852.00	-

If the imprinted payments are less than the final verified expenditures, the beneficiary, in collaboration with the JS / MA, must submit a request for allocation, taking into account any corrections from controls (including administrative), in order the remaining amount to be transferred to its account. At this stage, a consent of the JS / MA may be required for the transfer of funds to the beneficiary's account.

If the recorded payments are higher than the final verified ones, the beneficiary:

- after ensuring that has not any pending expenditures for verification and
- after taking into account potential corrections by the FLC (including administrative one)

May proceed (in cooperation with the JS/MA) to reimburse the balance in accordance with the legislation in force (CMD 302050/YD5250/20-11/2018 [GG Issued B 5205]).

Regardless of the country of origin of the beneficiary, the MA may issue a decision for recovery of EU Contribution prior to the final decision issuance.

5. Issuance of the Completion Decision by the MA

Upon completion of the previous steps, the JS / MA issues the Completion Decision. If there are any outstanding issues of concern for the Greek beneficiaries with the PIP (PDE), a relevant document will be attached to the Completion Decision in the MIS.

Important: The prerequisite for the Completion Decision to be finalized is that all the foreseen obligations of the partnership to have been fulfilled.